

Official Box NATA District 17 Championship

Southern Arkansas University

vs. Harding University

DATE 3-5-87

AT Magnolia

OFFICIALS Gary Benson/Jim Jordan

ATTENDANCE

NO. (N)	TEAM	FG		3PT FG		FT		REBOUNDS		TOT	PER FOULS	TOTAL PTS	ASSTS	STLS	BLOCK SHOTS	TURN OVERS	MINS PLAYED
		MADE	ATTD	MADE	ATTD	MADE	ATTD	O	D								
5	Harding	1	5	2	3	2	4	0	2	2	4	10	0	1	0	4	
11	Curtis Washington																
13	Matt Patton																
15	Barry Thames	2	3	0	0	0	0	0	2	2	1	4	0	0	0	1	
23	Shannon Hughes	1	4	1	4	5	6	2	6	8	0	10	3	3	0	6	
33	Corey Camper	2	9	0	0	2	5	1	6	7	2	6	3	1	0	4	
35	David James	0	0	0	0	2	2	0	0	0	2	2	0	0	0	2	
41	Greg Stevenson																
43	Marvin Mathis	3	6	0	1	1	1	0	0	0	3	7	1	0	0	0	
45	Rolando Garcia	8	13	0	0	1	4	7	9	16	2	17	4	0	1	1	
51	Sean French																
53	Keith Miller	3	6	0	0	5	6	2	6	8	2	11	0	0	0	2	
55	Carl Collins																
	TOTALS	20	46	3	8	18	28	12	31	43	16	67	11	5	1	20	

FG% 1st Half $\frac{11-36}{31} = 30\%$ FG% 2nd Half $\frac{9-18}{18} = 50\%$ FG% Game $\frac{43}{87} = 49\%$ Dead Ball Rebounds 1
 FT% 1st Half $\frac{3-6}{6} = 50\%$ FT% 2nd Half $\frac{15-22}{22} = 68\%$ FT% Game $\frac{64}{94} = 68\%$ Team Rebounds 6

NO. (N)	TEAM	FG		3PT FG		FT		REBOUNDS		TOT	PER FOULS	TOTAL PTS	ASSTS	STLS	BLOCK SHOTS	TURN OVERS	MINS PLAYED
		MADE	ATTD	MADE	ATTD	MADE	ATTD	O	D								
22	Southern Arkansas	7	12	2	6	2	3	1	2	3	3	22	4	3	0	2	
30	Earnest Moore	0	0	0	1	0	0	0	2	2	2	0	0	1	0	0	
32	Cedric Johnson	2	5	1	2	0	0	3	3	6	1	7	1	1	0	1	
34	Mark DiCiccio	0	1	0	2	0	0	1	1	2	5	0	0	1	1	1	
42	William Vance																
44	Freddy Wright	3	10	0	0	0	1	3	8	11	4	6	0	1	2	3	
10	Jeff White	2	5	0	0	0	0	0	2	2	1	4	2	1	0	4	
50	Michael McDaniel																
24	Keith Robertson	0	1	0	2	0	0	0	1	1	3	0	2	1	0	1	
14	Dyun Long																
12	Jeff Eubanks																
40	John Holmes	6	14	0	1	2	4	6	4	10	5	14	1	2	0	4	
	TOTALS	20	48	3	19	4	8	14	23	37	24	53	10	11	3	16	

FG% 1st Half $\frac{13-31}{31} = 42\%$ FG% 2nd Half $\frac{18-26}{26} = 69\%$ FG% Game $\frac{39}{87} = 45\%$ Dead Ball Rebounds 2
 FT% 1st Half $\frac{1-2}{2} = 50\%$ FT% 2nd Half $\frac{3-6}{6} = 50\%$ FT% Game $\frac{50}{94} = 53\%$ Team Rebounds 1

SCORE BY HALVES		1	2	OT	OT	OT	TOTAL
SAU		27	26				53
Harding		32	35				67

NAIA

ABBREVIATED HALFTIME SUMMARY OF STATISTICS

Southern Arkansas University vs. Harding University DATE 3-5-87 GAME No. District Finals

TEAM STATISTICS

Visitors: **Harding**

Home: **SAU**

SCORE	32	27
FIELD GOALS	13 of 34 ; 38 %	12 of 38 ; 32 %
FREE THROWS	3 of 6 ; 50 %	1 of 2 ; 50 %
REBOUNDS	Off: 8 Def: 17	Off: 9 Def: 11
ASSISTS	5	7
STEALS - BLOCKS	3 - 0	3 - 1
TURNOVERS	9	8
PERSONAL FOULS	7	7

INDIVIDUAL STATISTICS

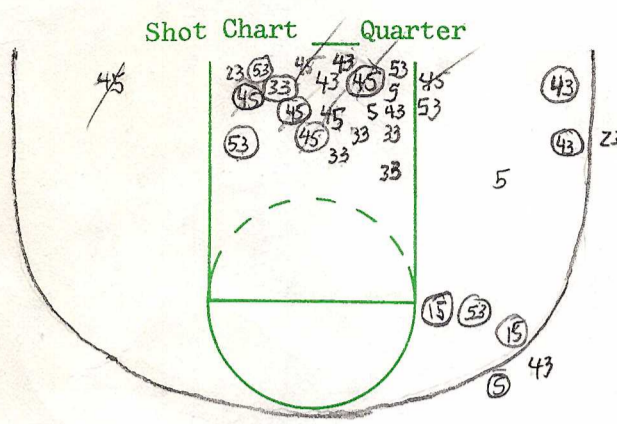
No.

Name

No.

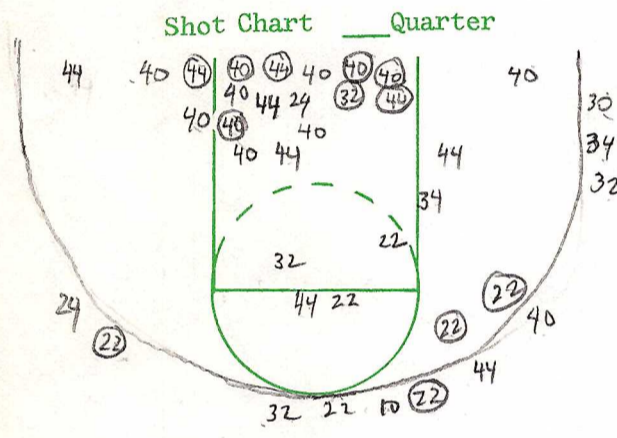
Name

SCORING LEADERS	8	GARCIA	10	Smith
			9	Holmes
REBOUND LEADERS	11	GARCIA	7	Wright
ASSIST LEADERS	3	GARCIA	2	Smith
			2	White Roberison
STEAL LEADERS	3	Hughes	2	Holmes
PLAYERS WITH 3 OR MORE FOULS				



45=8
53=6

FGA 35 FGM 13 %



22=10
40=9

FGA 38 FGM 12 %

Half Shooting Totals FGA FGM %

Player No.	Off. Reb.	Def. Reb.	Steals	Tied Balls	Caused Mistake	BAP		
						WALK	PASS	FUMBLE
23		1						
43		1						
53			1					
33		1						
5		1						
15			1					
11			8					
55								
45			1					
35		1						
41								
51								
Totals								

Turnover Chart Quarter

Total Turnovers for Quarter

Player No.	Off. Reb.	Def. Reb.	Steals	Tied Balls	Caused Mistake	BAP		
						WALK	PASS	FUMBLE
22								
30								
32			11					
40	1	1						
44			1					
42								
24			7					
34								
50								
10	1		1					
12								
14								
Qt. Totals								
Half Totals								

Turnover Chart Quarter

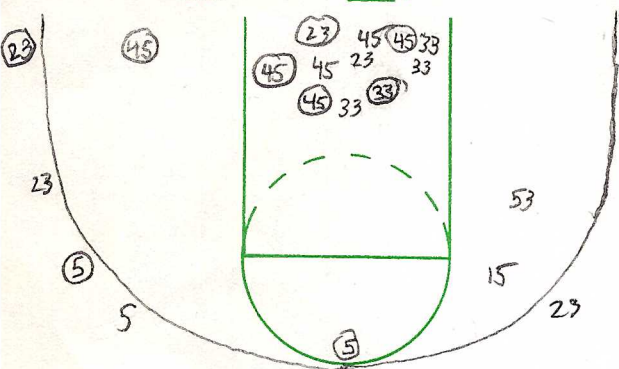
Total Turnovers for Quarter

Total Turnovers for Half

Home Name	No.	Fouls	Quarter Free Throws		Team Fouls	Visitor Name	No.	Fouls	
			Att.	Made					
HUGHES	23	1 2 3 4 5			Home	SMITH	22	1 2 3 4 5	
MATHIS	43	1 2 3 4 5			Vis.	MOORE	30	1 2 3 4 5	
MILLER	53	1 2 3 4 5			Time Outs		JOHNSON	32	1 2 3 4 5
CAMPER	33	1 2 3 4 5	00	00	Home	HOLMES	40	1 2 3 4 5	
SMALLWOOD	5	1 2 3 4 5	3	1	Vis.	WRIGHT	44	1 2 3 4 5	
THAMES	15	1 2 3 4 5	6	2	Score		VANCE	42	1 2 3 4 5
WASHINGTON	11	1 2 3 4 5			Qt. Qt. Half		ROBERISON	24	1 2 3 4 5
COLLINS	55	1 2 3 4 5			Home	DICICCO	34	1 2 3 4 5	
GARICA	45	1 2 3 4 5			Vis.	MCDANIEL	50	1 2 3 4 5	
JAMES	35	1 2 3 4 5			Officials:		WHITE	10	1 2 3 4 5
STEVENSON	41	1 2 3 4 5			Half Free Throw Totals		EUBANKS	12	1 2 3 4 5
FRENCH	51	1 2 3 4 5					Att.	LONG	14
Team Totals									

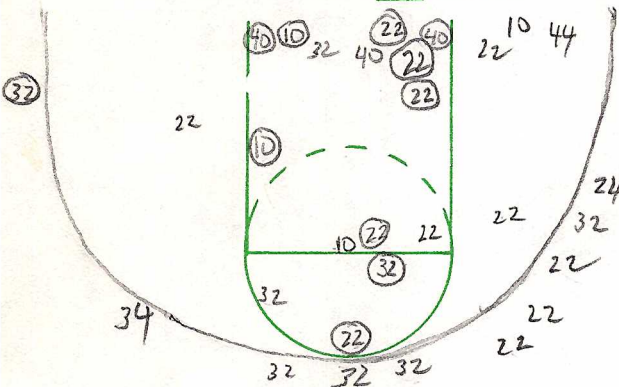
Statistician:

Shot Chart _____ Quarter



FGA _____ FGM _____ % _____

Shot Chart _____ Quarter



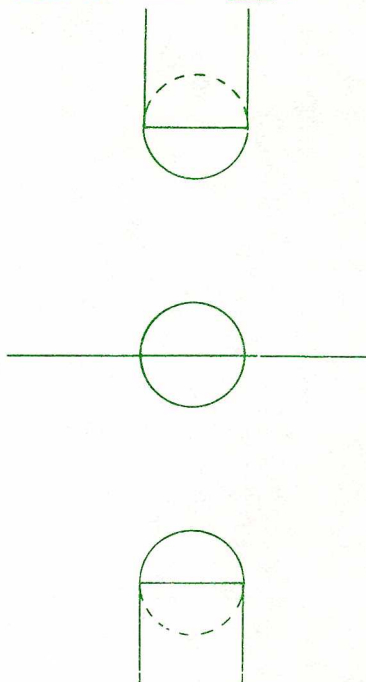
FGA _____ FGM _____ % _____

Half Shooting Totals FGA _____ FGM _____ % _____

WALK PASS FUMBLE Steal Dribble

Player No.	Off. Reb.	Def. Reb.	Steals	Tied Balls	Caused Mistake
23		111	1		
43					
53					
33		1			
5		1	1		
15					
11					
55					
45			1		
35					
41					
51					
Totals					

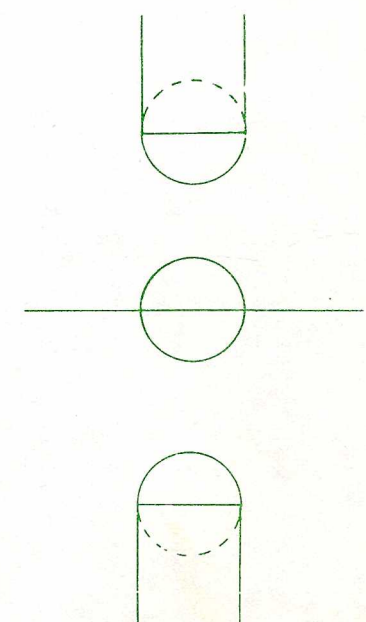
Turnover Chart _____ Quarter



Total Turnovers for Quarter _____

Player No.	Off. Reb.	Def. Reb.	Steals	Tied Balls	Caused Mistake
22		1			
30			1		
32					
40			1		
44	1	1			
42					
24					
34					
50					
10					
12					
14					
Qt. Totals					
Half Totals					

Turnover Chart _____ Quarter



Total Turnovers for Quarter _____

Total Turnovers for Half _____

Home Name	No.	Fouls	Quarter Free Throws	Quarter Free Throws	Team Fouls	Visitor Name	No.	Fouls	
HUGHES	23	1 2 3 4 5	●●●●●●●●	●●○	Home	SMITH	22	1 2 3 4 5	
MATHIS	43	1 2 3 4 5	●●		Vis.	MOORE	30	1 2 3 4 5	
MILLER	53	1 2 3 4 5	●●●●●●●●		Time Outs		JOHNSON	32	1 2 3 4 5
CAMPER	33	1 2 3 4 5	●●	●●	Home	HOLMES	40	1 2 3 4 5	
SMALLWOOD	5	1 2 3 4 5	●●	○	Vis.	WRIGHT	44	1 2 3 4 5	
THAMES	15	1 2 3 4 5			Score		VANCE	42	1 2 3 4 5
WASHINGTON	11	1 2 3 4 5			Qt. Qt. Half		ROBERSON	24	1 2 3 4 5
COLLINS	55	1 2 3 4 5			Home				
GARCIA	45	1 2 3 4 5	○ ○ ●●		Vis.				
JAMES	35	1 2 3 4 5			Officials:		MCDANIEL	50	1 2 3 4 5
STEVENSON	41	1 2 3 4 5					WHITE	10	1 2 3 4 5
FRENCH	51	1 2 3 4 5					EUBANKS	12	1 2 3 4 5
Team Totals					Half Free Throw Totals		LONG	14	1 2 3 4 5
					Att.	Made	%		

Statistician: _____

Game: HARDING

vs. SAU

Date: _____

Team Name	1	2	3	4	Extra	Final
UCA	55	32				87
HARDING	53	35				88

GAME TOTALS

Name	No.	Qtrs. Played	Fouls	Bad Pass	Walk	Fumble	D. Dribble	Lane Vio.	Steals	ASSISTS	Caused Mistake	Off. Reb.	Def. Reb.	FIELD GOALS				FREE THROWS				3 Points Points by Qtrs.		Total Pts.	
														Att.	Made	Miss	%	Att.	Made	Miss	%	A	M		O
HUGHES	23		4	2	0	0	0	0	0	4		3	2	1	1	0	100	4	3	1	75	4	0	0	5
MATHIS	43		3	2	0	0	0	0	0	1		2	3	7	2	5	29	2	2	0	100	0	0	0	6
MILLER	53		3	0	0	0	0	0	0	0		1	6	8	3	5	38	0	0	0	0	0	0	0	6
CAMPER	33		3	1	0	0	0	0	2	0		5	5	12	7	5	58	2	2	0	100	2	1	50	19
SMALLWOOD	5		1	2	0	0	0	0	0	5		0	2	6	3	3	50	0	0	0	0	0	0	0	27
THAMES	15		0	0	0	0	0	0	0	0		0	0	0	0	0	0	0	0	0	0	0	0	0	0
WASHINGTON	11		1	1	0	0	0	0	1	0		0	0	1	1	0	100	0	0	0	0	0	0	0	2
COLLINS	55		0	0	0	0	0	0	0	0		1	0	2	1	1	50	0	0	0	0	0	0	0	2
JAMES	35		3	0	0	1	0	0	0	2		1	1	4	2	2	50	0	0	0	0	0	0	0	4
GARCIA	45		4	1	0	1	0	0	0	0		4	2	9	7	2	77	4	3	1	75	0	0	0	17
Team Totals			22	9	0	2	0	0	3	12		17	21	50	27	23	54	12	10	2	83	19	8	42	88

CUMULATIVE TOTALS

Name	No.	Qtrs. Played	Fouls	Bad Pass	Walk	Fumble	D. Dribble	Lane Vio.	Steals	ASSISTS	Caused Mistake	Off. Reb.	Def. Reb.	FIELD GOALS				FREE THROWS				3 Points Points by Qtrs.		Total Pts.	
														Att.	Made	Miss	%	Att.	Made	Miss	%	A	M		O
HUGHES			78	30	7	20	0	1	65	90		30	71	95	44	51	46	105	87	18	83	154	55	36	340
MATHIS			92	33	17	32	1	1	28	72		32	99	255	119	136	47	98	69	29	70	4	1	25	310
MILLER			79	12	6	8	0	0	14	18		35	73	174	96	78	55	53	39	14	74	6	0	0	231
CAMPER			83	21	5	16	1	1	42	69		82	87	217	143	134	52	121	90	31	74	38	16	42	424
SMALLWOOD			61	29	5	13	0	0	31	56		17	38	114	56	58	49	58	38	20	65	91	43	47	279
THAMES			33	15	11	16	0	0	10	24		27	31	105	54	51	51	32	22	10	69	4	1	25	133
WASHINGTON			17	30	4	8	0	0	26	41		7	16	37	19	18	51	25	21	4	84	61	27	44	140
COLLINS			31	8	5	6	0	3	10	14		27	34	68	31	37	46	27	8	19	30	1	0	0	70
JAMES			22	7	4	8	0	1	6	24		32	26	80	41	39	51	44	19	25	43	1	0	0	101
GARCIA			22	20	8	18	0	8	5	10		44	150	191	107	84	56	88	58	30	66	0	0	0	272
STEVENSON			1	0	0	0	0	0	0	2		1	1	4	0	4	0	0	0	0	0	0	0	0	0
HAYWARD			0	0	0	0	0	0	0	0		0	1	1	0	1	0	4	4	0	100	0	0	0	4
WITTE			0	0	0	1	1	0	0	0		0	0	3	1	2	33	0	0	0	0	0	0	0	2
FRENCH			6	0	0	3	0	0	0	0		1	4	10	6	4	66	3	2	1	66	0	0	0	14
Team Totals			588	205	72	155	3	15	230	419		331	641	1414	717	682	51	658	457	101	69	349	143	41	2320

COACHES GAME SUMMARY

1434 457 GAME 429 Date

Offensive Comments								Defensive Comments					
FGA	FGM	%	FTA	FTM	%	STEALS	ASSISTS	T/O	REBOUNDS		Fouls	TPT	PTS
									OFF	DEF			
60	30	50	27	16	59	?	?	8	11	15	17	87	

NAIA DISTRICT 17 CHAMPIONSHIP

Team Name	1	2	3	4	Extra	Final
S.A.U						53
HARDING						67

GAME TOTALS

Name	No.	Qtrs. Played	Fouls	Bad Pass	Walk	Fumble	D. Dribble	Lane Vio.	Steals	ASSISTS	Caused Mistake	Off. Reb.	Def. Reb.	FIELD GOALS				FREE THROWS				Points by Qtrs.					Total Pts.
														FIELD GOALS				FREE THROWS				Points by Qtrs.					
														Att.	Made	Miss	%	Att.	Made	Miss	%	1	2	3	%	Ex	
HUGHES	23		0	4	0	1	0	0	3	3		2	6	4	1	3	25	6	5	1	8	3	4	1	25	10	
MATHIS	43		3	1	0	0	0	0	0	1		0	0	6	3	3	50	2	1	1	5	0	1	0	0	7	
MILLER	53		2	0	0	1	0	0	0	0		2	6	6	3	3	50	6	5	1	8	0	0	0	0	11	
CAMPER	33		2	2	0	0	0	0	1	3		1	6	9	2	7	22	4	2	2	5	0	0	0	0	6	
SMALLWOOD	5		4	2	0	1	0	0	1	0		0	2	5	1	4	20	4	2	2	5	0	3	2	66	10	
THAMES	15		2	0	0	1	0	0	0	0		0	2	3	2	1	66	0	0	0	0	0	0	0	0	4	
WASHINGTON	11		0	0	0	0	0	0	0	0		0	0	0	0	0	0	0	0	0	0	0	0	0	0	0	
COLLINS -55			0	0	0	0	0	0	0	0		0	0	0	0	0	0	0	0	0	0	0	0	0	0	0	
GARCIA	45		2	0	0	2	0	0	0	4		7	9	14	8	6	57	4	1	3	25	0	0	0	0	17	
JAMES	35		1	1	0	0	0	0	0	0		0	0	0	0	0	0	2	2	0	100	0	0	0	0	2	
STEVENSON	41		0	0	0	0	0	0	0	0		0	0	0	0	0	0	0	0	0	0	0	0	0	0	0	
FRENCH	51		0	0	0	0	0	0	0	0		0	0	0	0	0	0	0	0	0	0	0	0	0	0	0	
Team Totals			16	10	0	6	0	0	5	11		12	31	47	20	21	43	28	18	10	64	8	3	37		67	

CUMULATIVE TOTALS

Name	No.	Qtrs. Played	Fouls	Bad Pass	Walk	Fumble	D. Dribble	Lane Vio.	Steals	ASSISTS	Caused Mistake	Off. Reb.	Def. Reb.	FIELD GOALS				FREE THROWS				Points by Qtrs.					Total Pts.
														FIELD GOALS				FREE THROWS				Points by Qtrs.					
														Att.	Made	Miss	%	Att.	Made	Miss	%	1	2	3	%	Ex	
HUGHES	22		78	34	7	21	0	1	68	93		32	77	99	45	54	45	111	92	19	83	158	56	35	350		
MATHIS	42		95	34	17	32	1	1	28	73		32	99	261	122	139	47	100	70	30	70	5	1	20	317		
MILLER	52		81	12	6	9	0	0	14	18		37	79	180	99	81	55	59	44	15	5	0	0	0	242		
CAMPER	32		85	23	5	16	1	1	43	72		83	93	286	145	141	51	125	92	33	74	38	16	42	430		
SMALLWOOD	4		65	33	5	14	0	0	32	56		17	40	119	57	62	48	62	40	22	65	94	45	48	289		
THAMES	14		35	15	11	17	0	0	10	24		27	33	108	56	52	52	32	22	10	69	4	1	25	137		
WASHINGTON	10		17	30	4	8	0	0	26	41		7	16	37	19	18	51	25	21	4	84	61	27	44	140		
COLLINS -54			31	8	5	6	0	3	10	14		27	34	68	31	37	46	27	8	19	30	1	0	0	70		
JAMES	34		23	8	4	8	0	1	6	24		32	26	80	41	39	51	46	21	25	46	1	0	0	103		
GARCIA	44		24	20	8	20	0	8	5	14		51	59	205	115	90	56	92	59	33	64	0	0	0	289		
STEVENSON	46		1	0	0	0	0	0	2			1	1	4	0	4	0	0	0	0	0	0	0	0	0		
HAYWARD	30		0	0	0	0	0	0	0	0		0	1	1	0	1	0	4	4	0	100	0	0	0	4		
WHITE	24		0	0	0	1	0	0	0	0		0	0	3	1	2	33	0	0	0	0	0	0	0	2		
FRENCH	50		6	0	0	3	0	0	0	0		1	4	10	6	4	66	3	2	1	66	0	0	0	14		
Team Totals			604	215	72	161	3	15	235	430		343	672	1461	737	704	50	686	475	111	69	357	146	41	2387		

COACHES GAME SUMMARY

Offensive Comments						Defensive Comments						
FGA	FGM	o/o	FTA	FTM	%	ASSISTS	REBOUNDS OFF	REBOUNDS DEF	T/O	STEALS	FOULS	PTS
68	23	34	8	4	50	10	14	23	16	11	24	53